



2023-2024



CROWLEY INDEPENDENT SCHOOL DISTRICT

Parkway Elementary Quality Report

Comprehensive Accountability System

Metrics that Matter to our Community

DISTRICT-ASSIGNED ^{TBD}
SCHOOL QUALITY RATING

2023-2024 ACADEMICS

3RD GRADE MATH

Approaches	Meets	Masters
69%	41%	14%

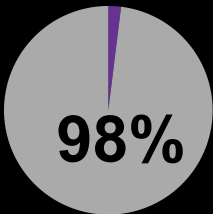
5TH GRADE READING (Board Goal) ★

Approaches	Meets	Masters
75%	34%	14%

TEA Rating: TBD
Baseline Year 2023


Positive Student BEHAVIOR ⁵

★ (Board Goal)
% of students with no OSS



Student DISCIPLINE

Discipline Incidents



● In-school suspension ● Out-of-school suspension

SCHOOL ENVIRONMENT

Student ENROLLMENT

TOTAL
472



TEACHER Information ⁵

Teacher-to-Student Ratio



1:22

Teacher Student

Teacher Tenure

15

0-4 Years

22

5+ Years

37 TEACHERS ON CAMPUS

STUDENT SUPPORTS ⁵

SOCIAL EMOTIONAL LEARNING SUPPORTS

Counselors	✓
SEL Specialists	✓
Interventionists	✓

AFTER SCHOOL PROGRAMS

21st Century (ACE)	✓
Clayton Youth Enrichment	✓
Tutorials	✓

Attendance PERCENTAGE ⁴

93.23%

2022-2023

93.67%

2023-2024

Parent and Student ENGAGEMENT OPPORTUNITIES

PARENT INVOLVEMENT ²

- PTA

STUDENT CLUBS ³

- Girl Scouts
- Mad Scientist
- Making Cents



Campus COMMUNICATION



SOCIAL MEDIA



TEXTS/CALLS



GRADES

ClassDojo

NEWSLETTERS



2023-2024



CROWLEY INDEPENDENT SCHOOL DISTRICT

Parkway Elementary Quality Report

Comprehensive Accountability System



Crowley ISD School Board

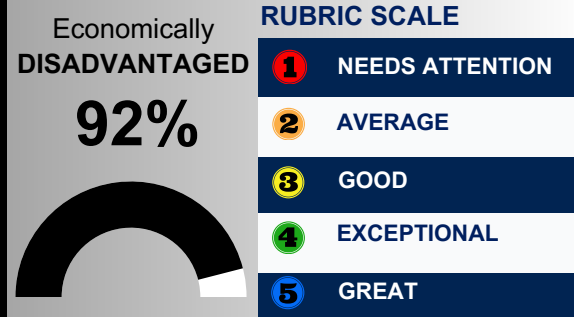
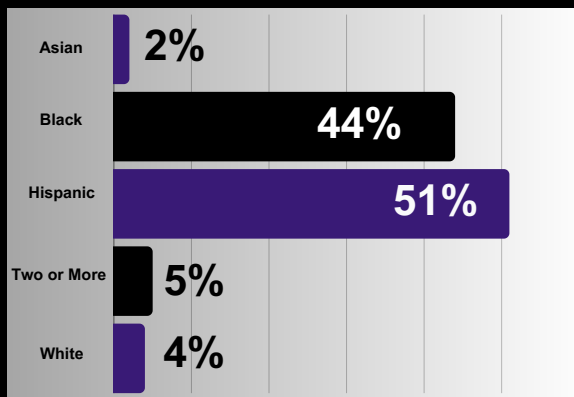
Our aspiration in Crowley ISD is to ensure that all students have access to a GREAT SCHOOL and are provided excellent educational experiences so that they achieve their full potential. When our students graduate from Crowley ISD, they will leave with more than a diploma. They will leave with choices and opportunities. We designed this School Quality Report (SQR) to highlight metrics that matter and to share with our community the areas of progress, the areas of opportunity, and the comprehensive quality of each school in Crowley ISD. This SQR is our effort to increase transparency by synthesizing the quantitative metrics with qualitative parent voices to provide a complete assessment of school quality.

“ I like that all the adults/teachers at the school really care about the students. You can tell that they all have the best interests of the students at heart and they make school fun for everyone! (Anonymous, 5th grade parent)My favorite thing about Parkway is seeing how much passion the staff and teachers have for working with students. We were new last year, and everyone was so welcoming and kind. It made our transition to Crowley so much easier!
5th Grade Parkway Parent ”

“ I like that the whole campus feels like a family. From student to staff and staff to staff, we work like one large family where everyone matters and is included!
Mrs. Thompson, Parkway Teacher ”

“ I like that we have fun at Parkway! The STEM days are my favorite!
Isaiah, Parkway Student ”

CAMPUS DEMOGRAPHICS



Visit <http://crowleyisdtx.org> for more details regarding our rubric.



GRADED ON 2023-2024 DATA

CROWLEY INDEPENDENT SCHOOL DISTRICT

Crowley ISD Quality Report

Comprehensive Accountability System Rubric

Metrics that Matter to our Community

RUBRIC SCALE

- 1** NEEDS ATTENTION
- 2** AVERAGE
- 3** GOOD
- 4** EXCEPTIONAL
- 5** GREAT

FINANCE FUND BALANCE

- 1** Less than 9%
- 2** 10-14%
- 3** 14-17%
- 4** 18-19%
- 5** 20%

GRADUATION RATE

- 1** 89% or less
- 2** 89-90%
- 3** 90-92%
- 4** 93-94%
- 5** 95% or greater

DISTRICT-ASSIGNED SCHOOL QUALITY RATING

- 1** F
- 2** D
- 3** C
- 4** B
- 5** A

TEACHER INFORMATION

Total # of 5 plus year teachers divided by the total # of teachers to get the percentage

- 1** 10-19%
- 2** 20-38%
- 3** 39-48%
- 4** 49-59%
- 5** 60% or greater

College, Career and Military Readiness (CCMR)

- 1** 60-70%
- 2** 71-80%
- 3** 81-90%
- 4** 91-94%
- 5** 95% or greater

SCHOOL ENVIRONMENT

POSITIVE STUDENT BEHAVIOR

ELEMENTARY

- 1** 85 or less
- 2** 86-89
- 3** 90-91
- 4** 92-94
- 5** 95 or greater

SECONDARY

- 1** 69%
- 2** 70-73%
- 3** 74-84%
- 4** 85-91%
- 5** 92% or greater

STUDENT SUPPORTS

ELEMENTARY

- 1** 1 out of 6
- 2** 2 out of 6
- 3** 3 out of 6
- 4** 4 out of 6
- 5** 5 out of 6

SECONDARY

- 1** 2 or less
- 3** 3 out of 6
- 5** 4 out of 5

ATTENDANCE PERCENTAGE

ELEMENTARY

- 1** 85% or less
- 2** 86-89%
- 3** 90-92%
- 4** 93-94%
- 5** 95% or greater

SECONDARY

- 1** 69%
- 2** 70-73%
- 3** 74-84%
- 4** 85-91%
- 5** 92% or greater

PARENT AND STUDENT ENGAGEMENT OPPORTUNITIES

Parent Involvement

- 1** 0 **5** 2 or more
- 2** 1

Student Clubs

- 1** 0 **5** 5 or more
- 2** 1 **3** 3-4

REFER TO SECONDARY RATINGS FOR DISTRICT

Visit <http://crowleyisdtx.org> for more details

